

## RoboPlan – new optional functions

Simplified offline programming for a more efficient welding production

**CLOOS**

Weld your way.

[www.cloos.de](http://www.cloos.de)

## RoboPlan – new optional functions

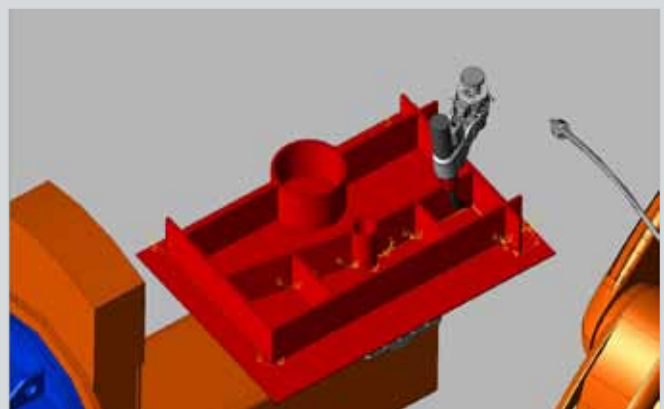
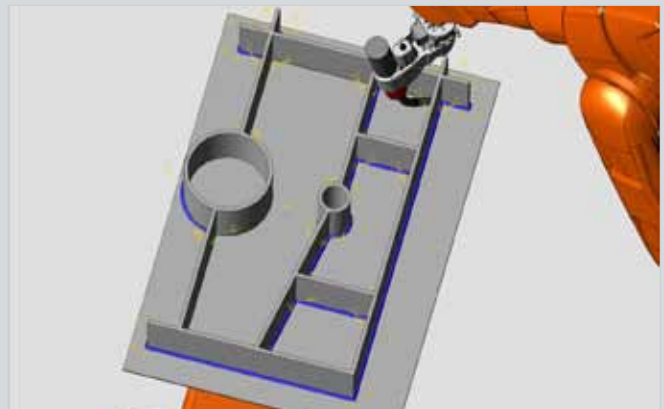
### Simplified offline programming for a more efficient welding production

RoboPlan allows the generation of welding and travel paths as well as sensor routines at 3D models and their direct transfer into the robot controller. This increases the system utilisation, optimises the production process and makes welding more flexible. The new optional functions simplify offline programming considerably. In this way you raise the productivity of your welding production to a maximum.

### Automatic path optimisation

The function "Automatic path optimisation" enables RoboPlan to recognise the component geometry. As soon as a collision of component and welding torch is determined, the torch orientation is automatically adapted according to editable rules. Thus, collision-afflicted situations of the welds are automatically resolved by the system.

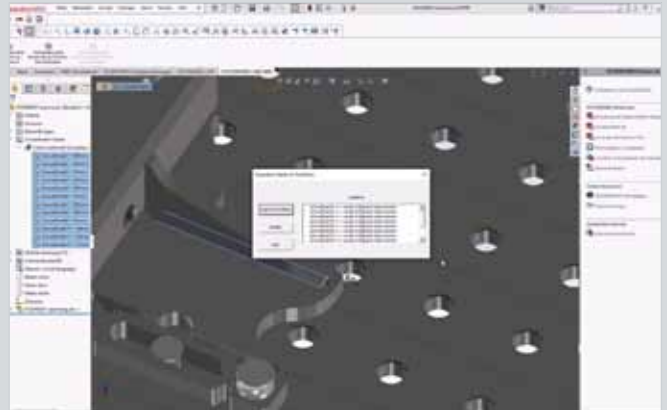
- Automatic recognition of the component geometry
- Resolution of collision-afflicted situations
- Saving of time because of minimised programming effort



## RoboPlan-CAD Interface

The function "RoboPlan-CAD Interface" enables the automatic generation of welding paths on the basis of weld information stored in a CAD system. An extension (AddIn) for the CAD system extracts weld information such as geometric positions and weld thicknesses and makes it available for RoboPlan via interface. From this information, RoboPlan directly generates weld paths.

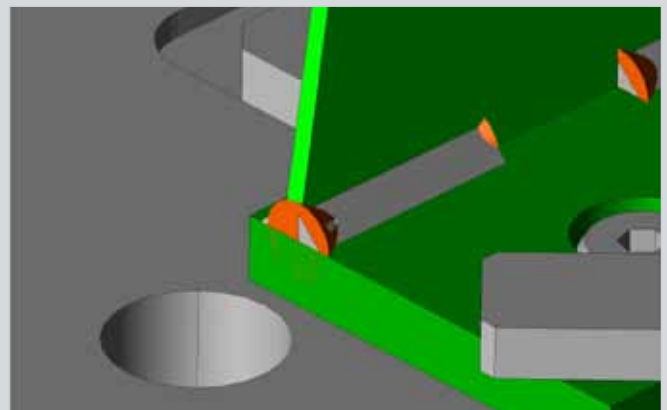
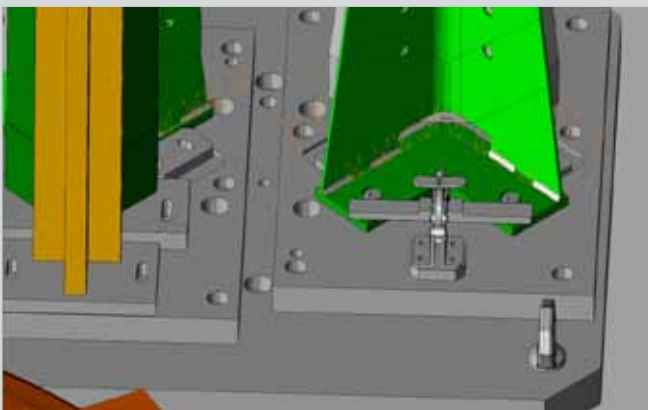
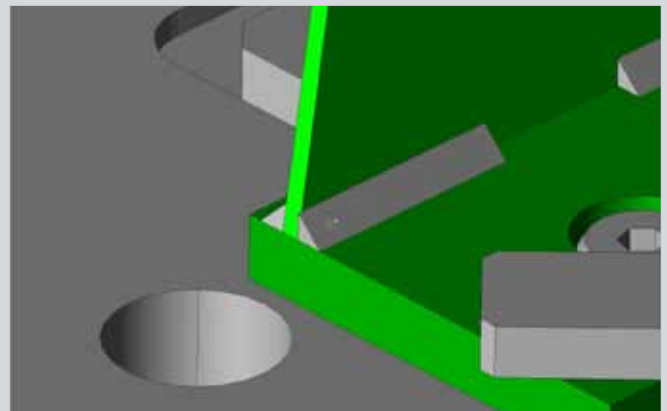
- Import of welds from a CAD system
- Direct transfer of the weld information
- Connection to different CAD systems



## Welds from CAD

The "Welds from CAD" function automatically detects geometric bodies (prisms and sheet bodies) in the CAD data which serve to mark the weld courses. The welds planned by the user are thus produced at the correct position and directly converted into welding paths.

- Fast transfer of the weld courses from the CAD data
- Automatic illustrations and conversion of welds as triangular bodies and sheet bodies
- Reduced error rate



# All over the world!



**Carl Cloos Schweistechnik GmbH**

Main office: Carl-Cloos-Strasse 1  
Central warehouse: Carl-Cloos-Strasse 6  
35708 Haiger  
GERMANY

Telephone +49 (0)2773 85-0  
Telefax +49 (0)2773 85-275  
E-mail [info@cloos.de](mailto:info@cloos.de)  
[www.cloos.de](http://www.cloos.de)

**CLOOS**

Weld your way.